



LITERACY TWO

PRIMARY TWO

TERM TWO

THEME 2: THINGS WE MAKE

Sub Theme: Things we make

References: Mk literacy, Mk S.S.T

Week 2

Lesson 1

List of vocabulary

1. Play materials

Examples and their uses





Ropes	For skipping.
Balls	For football and netball.
Dolls	For playing.
Sticks	Riding tyres.
Strings	For making balls and dolls. For tying sticks.
Toy cars	For driving.
Cups and plates	For eating and drinking.
Mats	For sitting on.

ACTIVITY

Teacher and the learners use the materials collected and make the play materials for use.

EXERCISE

Draw and name four play materials

			
balls	Toy cars	dolls	Cup

Lesson 2




2. Things we use at home

A) In the kitchen

Charcoal stove, broom, spoons, cups, plates, saucepans, cooking pots, mingling stick, etc.

EXERCISE




1. Give one use of each of the items above.
2. Draw and name three things we use in the kitchen

		
basket	broom	pots

In the bedroom:

bed, bed sheets, curtains, carpet, shoes, clothes, chair, table, pillow, wardrobe, mattress, etc.

Qn. Give one use of each of the items above.

		
Bed,mattress,pillow	Chair	shoes

Things on the bed

1. Mattress
2. Bed cover
3. Bed sheets
4. Pillow




ACTIVITY

Teacher and pupils demonstrate how the things in the bedroom are used.

Lesson 3

c) In the sitting room

Chairs, tables,television.mat, broom, cushions, table cloth, carpet etc

		
television	table	chair

d) In the toilet




Broom, rag, mop, waste paper basket, brush, basin

e) In the compound

broom, rake, hoe, dust bin, brush,slasher,panga, axe

EXERCISE

Draw and name three things used in the compound

		
dustbin	Wheel barrow	axe

CARING FOR THINGS IN A HOME

Carpet – sweeping, dusting

Utensils- washing, wiping

Hoe-oiling, washing it, drying it, removing mud, keeping in a store

Broom- keeping it in a store

Basket-keeping it dry

Bed sheets- washing, ironing, lining

Shoes- washing, polishing, dusting

Waste paper basket- emptying it, keeping it dry

ACTIVITY

Pupils use these items

Pupils pick up rubbish and put it in the waste paper basket.

Week 3

Lesson 1

Materials used to make things we use and their uses

Materials	source
Sisal	sisal plant
Banana fibres	banana plant
Palm leaves	swamps
Leaves	bush
Papyrus	swamps
Reeds	swamps
Raffia	bush
Clay soil	swamp
Grass	garden, bush
Straws	shop
Sticks	garden
Threads	shop
Needles	shop



Nails	shop, factory
Bricks	soil
Blocks	soil
Mud	swamp, lakeshores
Sand	soil
Iron sheets	factory, hardware
Poles	shops
Tiles	shop, factory
Timber	Carpentry workshop

Name these sources of local materials

		
swamp	shop	factory

EXERCISE

Name the sources of these materials we use.

	
bricks,	Nails

ACTIVITY

The teacher takes pupils out to look at some of these materials and sources in the compound.

Lesson 2

IMPORTANCE OF THE THINGS WE MAKE

Things made	Use of these things
Chairs, tables, stools, benches, mats	For sitting on
Balls, toys, ropes, threads	For playing
Pots, mats, baskets, table cloth	For decoration
Mats, balls, ropes, baskets	For learning purposes
Baskets, pots, mats	For promoting cultural heritage and skills
Pots, beds, baskets	Are sold to get money
Spoons, cups, plates, stoves, baskets, pots	They are used at home

ACTIVITY

Ask pupil to demonstrate how they are use

TOPICAL QUESTIONS

1. Draw and name three things we make from banana fibers

2. Match the following correctly

Dolls made from skins

Shoes made from palm leaves

Mats made from banana fibers

3. Name any three things made for selling

1) _____ 2) _____ 3) _____

4. Identify the sources for these materials

a) Sand _____

b) Papyrus _____

c) Iron sheets _____

5. How useful is the waste paper basket in your classroom?

Lesson 3

THEME 3: TRANSPORT IN OUR COMMUNITY

References; `Monitor S.ST Bk2

Sub theme; Transport

Definition:

Transport is the movement of people and goods from one place to another.

Types of transport

1. Road transport
2. Water transport
3. Railway transport
4. Air transport

Types of transport in our community

What is road transport?

Road transport is the traveling of people and goods on the road.

Types of transport

Road, railway, air, water

What means can you use on the road?

Cars Truck

Bicycles Buses

Motorcycles Donkeys

Camels Horses

Footing Lorry

Animals used for transport





❖ Donkeys

❖ Camels

❖ Horses

❖ Oxen

Means of road transport

			
camel	motorcycle	lorry	bus




Road transport is the commonest type of transport.

Week 4

Lesson 1

b) Means of air transport

1. Planes
2. Rockets
3. Parachutes
4. Helicopters
5. Air balloons

		
helicopter	airplane	Air balloon

NOTE:

1. Air transport is the quickest type of transport.
2. Air transport is the most expensive type of transport.
3. A pilot flies a plane, jet, and helicopter
4. Planes that carry cargo are called **CARGO PLANES**.
5. Planes that carry passengers are called **PASSENGER PLANES**

Lesson 2

B)

Means of railway transport


Railway transport is the traveling on rails

What can we use to travel on rails?

1. Trains
2. trolleys



train



trolley

NOTE:

1. Trains that carry passengers are called **passenger trains**.
2. Trains that carry goods are called **goods trains**.
3. Trains carry **bulky** goods.
4. Bulky goods means **very heavy** goods.
5. Rail way transport is the slowest type of transport.



Lesson 3

d) Means of water transport.

Water transport is the traveling on water.

How can you travel by water?

- ❖ Boat
- ❖ Ship
- ❖ Canoe
- ❖ Ferry
- ❖ Submarine
- ❖ Yachts
- ❖ Motor boat
- ❖ Speed boat

	
ship	ferry

Uses of transport in our community

- For carrying people
- For carrying sodas
- For carrying building materials
- For carrying charcoal
- For carrying animals
- For carrying water
- For carrying food

Week 5

MID TERM 2 EXAMS

WEEK 6 LESSON 1

TOPICAL QUESTIONS

1. Why is air transport important to people?
2. Name the four types of transport.
3. How do we call trains that carry passengers?
4. Apart from oxen, name any three other animals used for transport.
5. Draw and name any three means of road transport.
6. What is water transport?
7. How is transport important to people?



LESSON 2

SUB THEME: ROAD SAFETY

a) **Safe ways of using the road**

1. Not playing on the road
2. Following road traffic signs.
3. Crossing at the zebra crossing
4. Crossing with the help of an adult
5. Walking along the pavement
6. Look right left then right before crossing the road.
- 7.

Name these safe ways of crossing the road

	<p>A Police Officer protects us from danger</p> 
Crossing at the zebra crossing	Asking an adult to help you cross

b) **Un safe ways of using the road**

1. Playing on the road
2. Crossing from ;
 - a) Where roads meet
 - b) Where there is a bend
 - c) Between parked cars
3. Grazing animals along the road
4. Throwing objects at moving vehicles
5. Crossing without observing whether cars are coming.
6. Crossing the road while running.

ACTIVITY

Tr. Takes pupils to the zebra crossing and demonstrates

LESSON 3

ROAD SIGNS

Road signs help road users to be careful when using the road.

Who are the road users?





People who use the road

Examples

- ❖ Drivers are people who drive vehicles.







- ❖ Cyclists are people riding bicycles.
- ❖ Motorists are people riding motorcycles
- ❖ Pedestrians are people walking along the road.
- ❖ Passengers are people traveling in vehicles and motorcycles but are going to pay.


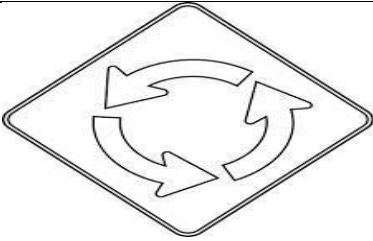




Name the road users below

			
drivers	cyclists	motorists	passenger

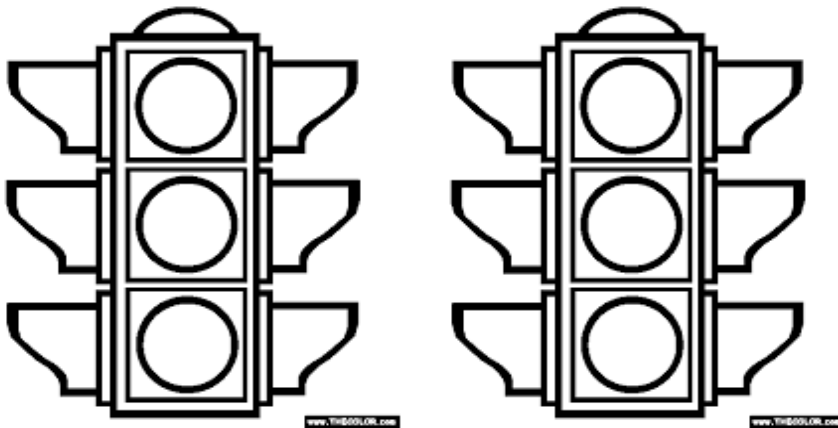
WEEK 7 LESSON 1

COMMON TRAFFIC ROAD SIGNS

	
stop	One way
	
School ahead	parking
	
Danger ahead	Railway crossing

	
Men at work	Round ahead
	
No entry	No parking
	
Pedestrians crossing	Humps ahead

The traffic light



Names of the colours of the traffic lights

Red means stop

Orange means get ready

Green means go

LESSON 2

Dangerous things on the way

- ❖ Pot holes , broken electric wires, broken bottles, broken trees
- ❖ Waste disposal, nails, floods, open water passages
- ❖ Landslides
- ❖ Landmines

Dangerous people on the way.

- | | |
|--------------|-----------|
| • Kidnappers | • Robbers |
| • Mad people | • Thieves |
| • Drunkards | |

People who help us on the way

- | | |
|-------------------|-------------|
| ❖ Policemen , | ❖ Lollipops |
| policewoman | ❖ Guards |
| ❖ teachers | ❖ Parents |
| ❖ traffic wardens | |

Draw children crossing the road

